


MDF RAISED PANEL DOOR SYSTEMS



MODEL R-1475

MDF RAISED PANEL DOOR SYSTEM

MACHINES A COMPLETE RAISED PANEL DETAIL IN ONE MINUTE. ALL ROUTERS ARE GUIDED BY THE FENCES OR TEMPLATES ATTACHED TO THE FENCES.



U.S. Patent
#5,311,914

STANDARD FEATURES

- 36" X 72" TABLE AREA
- 24" DOOR WIDTH CAPACITY
- UNLIMITED DOOR LENGTH
- (4) 3" BORE CLAMP CYLINDERS
- (4) 1 1/2" X 1 1/2" ADJUSTABLE FENCES
- (1) 3 1/4 H.P. HOGGING ROUTER
- (2) 1 1/2 H.P. DETAIL ROUTERS
- (1) 7/8 H.P. CORNER SQUARING ROUTER
- 4" DIAMETER DUST MANIFOLD OUTLET
- REQUIRES 1500 CFM FOR DUST REMOVAL
- TEMPLATE GUIDES
- (4) ROUTER ORGANIZER BRIDGE
- REQUIRES 110-VOLT 60HZ POWER
- EYEBROW AND CATHEDRAL TEMPLATES
- FOOT TREADLE
- REGULATOR AND GAUGE
- TOOLING SET #R-1475A
- HOGGING ROUTER CUTTER
- DUST HOODS WITH HOSES
- MACHINE WEIGHT: 795 LBS.


OPTIONAL FEATURES

- CUTTER SET R-1475B
- CUSTOM CUTTER PATTERNS
- 1-PHASE 220 VOLT 50 HZ POWER

MODEL R-1480

MDF RAISED PANEL DOOR SYSTEM

MACHINES A COMPLETE RAISED PANEL DOOR IN ONE MINUTE. ALL ROUTERS ARE GUIDED BY THE FENCES OR TEMPLATES ATTACHED TO THE FENCES.



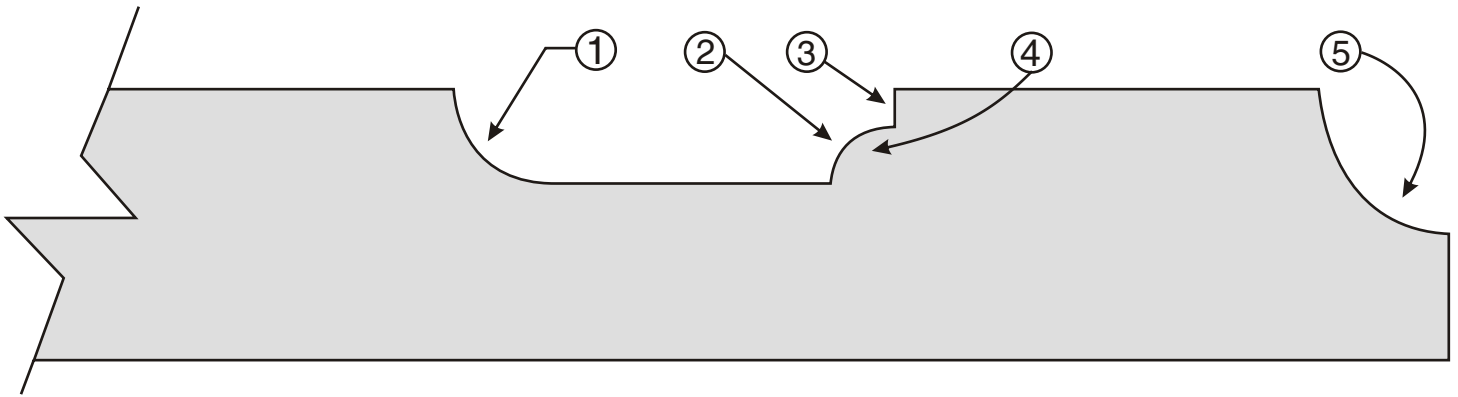
U.S. Patent
#5,311,914

STANDARD FEATURES

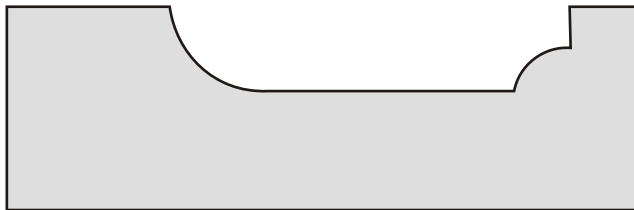
- 48" X 96" TABLE AREA
- 36" DOOR WIDTH CAPACITY
- UNLIMITED DOOR LENGTH
- (6) 3" BORE CLAMP CYLINDERS
- (4) 1 1/2" X 1 1/2" ADJUSTABLE FENCES
- (1) 3 1/4 H.P. HOGGING ROUTER
- (2) 1 1/2 H.P. DETAIL ROUTERS
- (1) 7/8 H.P. CORNER SQUARING ROUTER
- (1) 1 1/2 H.P. GLASS DOOR ROUTER
- (1) DOOR LIP CUTTER STATION, 1 1/2 H.P.
- 4" DIAMETER DUST MANIFOLD OUTLET
- REQUIRES 1800 CFM FOR DUST REMOVAL
- TEMPLATE GUIDES
- (5) ROUTER ORGANIZER BRIDGE
- REQUIRES 110-VOLT 60HZ POWER
- EYEBROW AND CATHEDRAL TEMPLATES
- FOOT TREADLE
- REGULATOR AND GAUGE
- TOOLING SET #R-1475A
- HOGGING ROUTER CUTTER
- 7/8" GLASS DOOR CUTTER
- 3/8" RADIUS COVE DOOR LIP CUTTER
- DUST HOODS WITH HOSES
- MACHINE WEIGHT: 1181 LBS.

OPTIONAL FEATURES

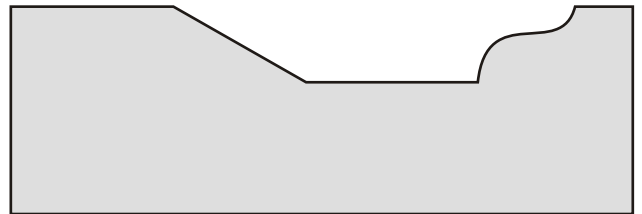
- CUTTER SET R-1475B
- CUSTOM CUTTER PATTERNS
- 1-PHASE 220 VOLT 50 HZ POWER



- STEP 1:** MACHINE RAISED PANEL DETAIL WITH HOGGING ROUTER AND #1 FINISHING ROUTER
- STEP 2:** MACHINE PATTERN DETAIL WITH #2 ROUTER
- STEP 3:** 1/16" RADIUS CORNER SURFACE DETAIL WITH #3 ROUTER
- STEP 4:** SQUARE FULL CORNER DETAIL WITH OPTIONAL CORNER SQUARING CHISEL
- STEP 5:** MACHINE DOOR LIP (R-1480 ONLY)



STANDARD PROFILE R-1475-A
SHOWN ACTUAL SIZE



OPTIONAL PROFILE R-1475-B
SHOWN ACTUAL SIZE
 19/32" RADIUS CORNERS

COMBINATIONS OF BOTH PATTERNS CAN PRODUCE (4) DIFFERENT DETAILS

DISTRIBUTED BY

RITTER
MANUFACTURING, INC.

1300B West Fourth St. – Antioch, CA 94509
 (925) 757-7296 • Fax (925) 757-7083
www.rittermfg.com